



precis10npass
YEARS

Youth Football Tournament

WELCOME PACK

Stamford Bridge Stadium Tournament

Sunday 25th May 2025

Dear Team Manager,

Thank you for entering your team in this year's Precision Pass Tournament at Stamford Bridge stadium – home of Chelsea FC – on **Sunday 25th May 2025**.

There are now only a few weeks to go until you and your team grace the pitch and play in what promises to be a truly unique and momentous occasion for everyone involved! This year marks 10 years of our tournaments at Stamford Bridge with Chelsea FC – a great milestone. We're proud to be the longest serving and No.1 provider of stadium experiences for youth teams.

Your team will have the opportunity to experience what the Chelsea first team players go through on a matchday along with enjoying all of the perks that come with taking part in a Precision Pass tournament.

In this document you will find more details on what to expect at every aspect of the day.

The Home of Stadium Football Tournaments

www.precisionpass.co.uk

This year, we are hosting youth football tournaments for grassroots teams at stadiums including Emirates Stadium, Stamford Bridge, King Power Stadium and Elland Road. **Please visit www.precisionpass.co.uk/results** to view fixtures and the team lists for your tournament.

In 2025 we also be hosting our flagship European football tour, [The Europa Cup](#), where U7-U16 teams will be travel to Paris to visit Disneyland and play in our tournament at **Parc des Princes stadium – home of PSG!** News for 2026 coming soon in September.. follow "The Europa Cup" on social media!

From everyone at Precision Pass, we thank you for your custom and look forward to sharing special experiences with you and your team in the years to come.



Key Timings:

- VIEW ARRIVAL & FINISH TIMES HERE:
<https://www.precisionpass.co.uk/welcome-pack-stamford-bridge-tournament-2025/>
- VIEW FIXTURES HERE: <https://www.precisionpass.co.uk/results>

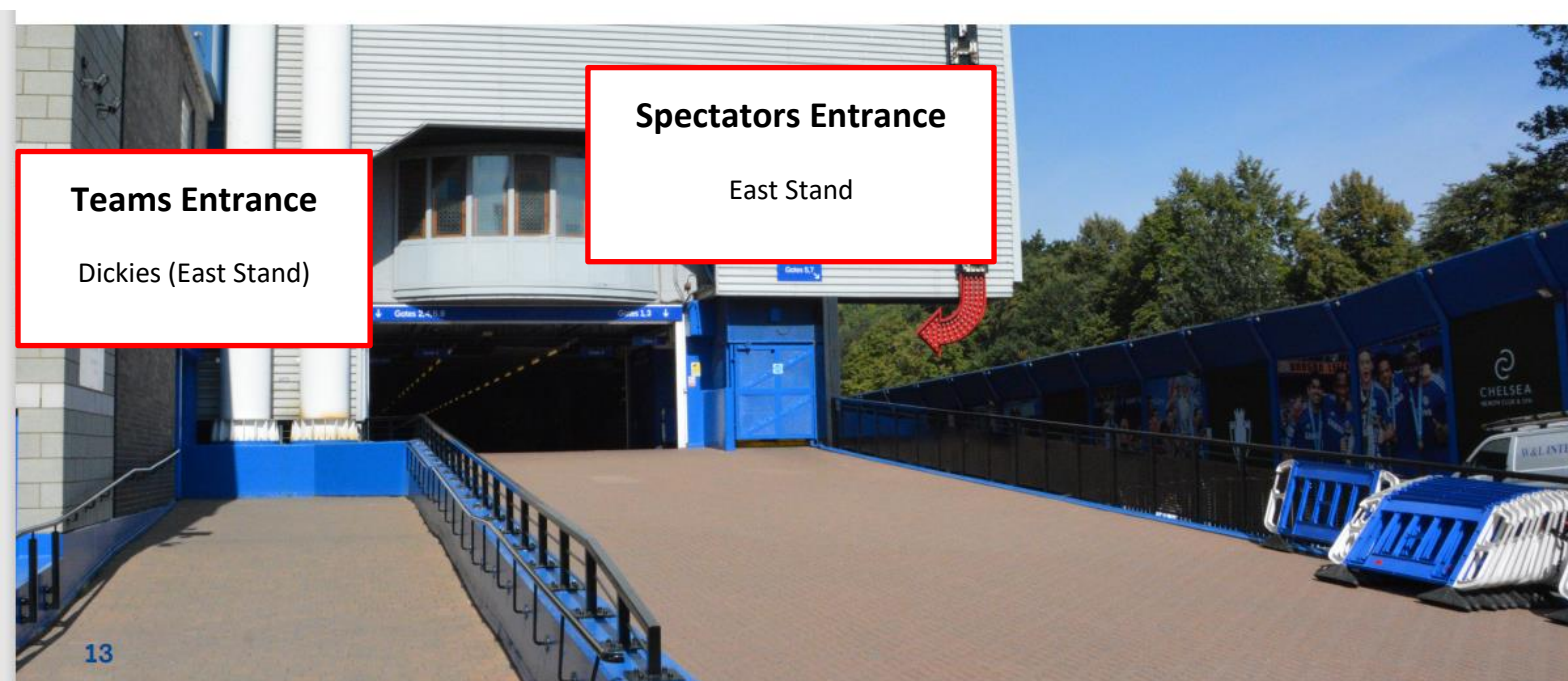
DICKIES ENTRANCE. This entrance is for Players and Team Managers only. You will need to make sure each player has all equipment (water bottle, kit, boots, snacks etc) with them as players and spectators will be seated separately in the stadium. All teams must arrive in kit – **no changing rooms** are available. Team Managers are responsible for players once they are in they are in the stadium and the tournament begins. **(PLEASE DO NOT ARRIVE LATER THAN YOUR STATED TIME).**

You will be greeted at the registration desk by Precision Pass staff who will provide GOLD wristbands for each player and coach. This wristband must be worn at all times during the event for security purposes. You will then be escorted into the player seating area where your team will be allocated a dedicated row(s).

Spectator Information

The spectator entrance is at the **East Stand**. You will be greeted at the spectator entrance desk by Precision Pass staff. All spectators must purchase a WHITE wristband (**£4 and babies 0-3 free**) for access into the stands. This wristband must be worn at all times during the event for security purposes. Programmes will be available to purchase for £4 on the day.

TEAMS AND SPECTATORS SHOULD ARRIVE VIA THE STAMFORD GATE ENTRANCE



Important Points

- **SEATING.** Teams and Spectators will be seated separately in the stadium. Spectators must not access any players areas (tunnel, players seating stands, pitchside) at any time. Teams must occupy their dedicated seating row for the tournament. Spectators will be able to watch all matches from the East Stand mid-tier.
- **DISCLAIMER.** You can access the Precision Pass disclaimer form via <https://www.precisionpass.co.uk/precision-pass-disclaimer-form/>. By attending and participating in this event, you accept the terms outlined in the disclaimer.
- **PITCHSIDE ACCESS.** Players and Coaches only will be allowed pitchside for matches, tunnel lineups, changing room tours and medal ceremonies. Each team can have a maximum of 3 coaches pitchside with their players.
- **ARRIVAL.** Teams must arrive in kit (tracksuits are fine). There are no changing facilities available at the stadium. Do not bring any items which require storage (i.e pushchairs etc) as no storage facilities are available at the stadium. To prevent crowding at the stadium, you must arrive at your Arrival Time stated in this Welcome Pack.
- **DEPARTURE.** As other age groups will be playing after your team, we kindly ask that you leave the stadium promptly once your team's medal ceremony is complete. You will be able to mix with the rest of your team once you are off site.
- **CONDUCT.** The objective of this tournament is to provide young footballers with the special opportunity of playing inside a Premier League stadium. We acknowledge this brings a flurry of emotions but we kindly request that all attendees from your team (players, coaches, spectators) are mindful of their behaviour & cooperative on the day to ensure everyone has an enjoyable experience 😊. **STRICTLY NO ALCOHOL & SMOKING INSIDE AT THE STADIUM**



WHAT TO BRING.

KIT All players should arrive in match kit. A different coloured shirt/bibs should also be brought along in the case of a kit clash. No changing rooms are available.	BOOTS All players MUST wear appropriate footwear and shinpads to be allowed on the pitch. These include football boots with studs, blades or moulds.	FOOTBALLS Match balls will be provided by Precision Pass. Teams may bring a few balls/cones for warming up before their games.	PLAYER ID Please bring player ID as per your normal league fixtures, should an opposition manager/referee request to see this.
CAMERA / MOBILE PHONE We encourage you to bring small handheld cameras/mobile phones to capture footage of your experience! No veo, tripods etc allowed.	FOOD & DRINK All players must have water bottles. You may also bring packed lunch. Kiosks will be open at the stadium serving limited selections of food & drink.	BANK CARD To purchase spectator wristbands, tournament programmes, photography and food/drink.	MEDICAL There will be qualified First Aid personnel at the stadium for the tournament. Teams may wish to bring plasters / "magic spray" to treat minor injuries!

- WHAT TO AVOID.

Please avoid bringing too many bulky items/bags, as from past experience, it's best to keep your team light and mobile. There will be no storage facilities at the stadium. To help speed up bag searches with security, aim to use clear and see through boxes/bags for your lunch and other items. Please do not bring valuable items, items which require storage (i.e pushchairs) and large cameras which require tripod stands.



Tournament Format

Managers Meeting

Before your team's first game, Precision Pass will conduct a short meeting with team managers to brief you on how the day will work and reconfirm any important information. This is a good opportunity to ask any quick questions.

Tunnel Walkout

Once the managers meeting is complete, your team will be led pitchside in a specific order. The big moment will arrive as your team will make their way into the tunnel and walk out onto the pitch with the Chelsea matchday anthem playing over the stadium speakers!

Warm Ups

Each team will receive 3-4 minutes of warm up time prior to kicking off. Your team may want to do some light stretching or some quick ball drills to get the muscles warm and adrenaline flowing!

Football

The main pitch will be split into 4 smaller pitches (2 in each half). All teams will play 4 games of 15 minutes in duration – a total of 60 minutes playing time on the pitch. Goals used are metal provided by the club's grounds team.

4 teams (1x 4 teams)

- Cup format
- 3 group games
- 1 finals match

8 teams (2 x 4 teams)

- Cup + Plate format
- 3 group games
- 1 finals match

12 teams (4 x 3 teams)

- Cup + Plate format
- 2 group games
- 1 semi-final
- 1 final

16 teams (4 x 4 teams)

- Cup + Plate format (x2)
- 3 group games
- 1 finals match



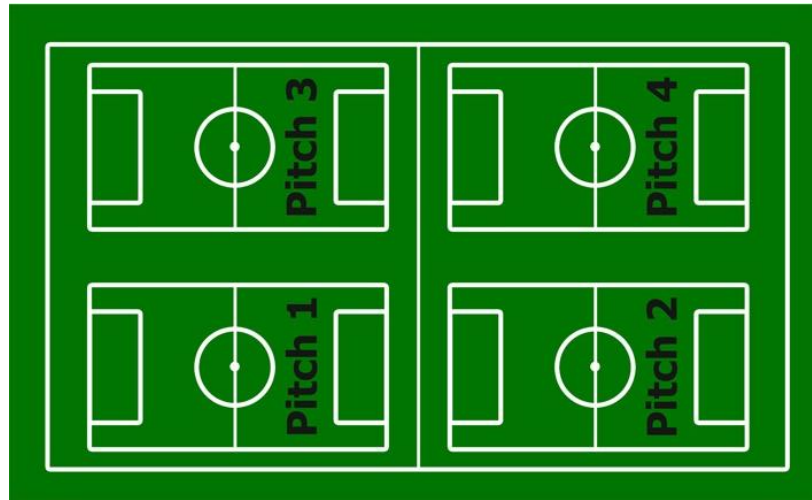
Tournament Format

Pitchside Protocols

Once your match is complete, your team must promptly leave pitchside and take a seat in the stand until your next game. Pitchside must be kept clear at all times unless your team is playing.

No equipment which will impale the pitch (i.e. vev cameras, tripod stands, slalom poles etc) is allowed pitchside. Team managers/coaches should remove any warm up balls, cones etc and each player should remove their own water bottle from the pitch once their match is complete.

Remember – this is a youth football tournament so please be mindful of your team’s behaviour so everyone can enjoy their special stadium experience.



Changing Room Tour

Each team will be allocated a time slot during the day for a changing room tour. This will be given to you at registration on the event day. At your given time, you will be escorted in by tournament staff for a 5 minute tour and photo opportunity.



Additional information

Medal Ceremony

Once your team has completed all fixtures, they will partake in a special pitchside medal ceremony to commemorate the day. Every player will receive a medal regardless of where their team finishes. This will be presented on stage along with a team photo opportunity. A trophy will be awarded to Cup winners.

Programmes

There will be official tournament programmes available to purchase at the stadium for the price of **£4**. Included in the programme is all team fixtures and the full event schedule. Each team and **player name** will also be listed in the programme making it a great souvenir of the day. Each team will receive a complimentary copy handed to the Team Manager.

Food & Drink

A kiosk, located in the East Stand, will be open to purchase food & drink throughout the day – this is operated by Chelsea FC and will be serving a limited selection of food. Precision Pass have no control on what will be served or the prices. You may wish to bring water / soft drinks and snacks with you. **ALCOHOL & SMOKING/VAPING IS NOT PERMITTED AT THE STADIUM.**



A team of video professionals from FilmMyMatch will film all of your matches, plus clips of your team walking out of the tunnel and general highlights of the day.

ATTENDANCE SUBJECT TO MINIMUM ORDERS You can contact the FilmMyMatch team at info@FilmMyMatch.com and **make your pre-order booking** using this link on <https://www.filmmymatch.com/precision-pass>



DEphoto is UK and Ireland's largest sport and events photography company. They will be at the stadium capturing a range of photos from action shots at pitchside to team photos at the medal ceremony. Their professional photographs is another great souvenir of your day. DE Photo can be contacted at steve@dephoto.biz

Parking & Directions

By Car

There is limited parking available at the stadium first come first serve near the Millenium Hotel (enter via Stamford Gate). Stamford Bridge, Fulham Road, London, SW6 1HS. Coaches can drop off people at the stadium but cannot park on site.

The nearest alternative car parks are:

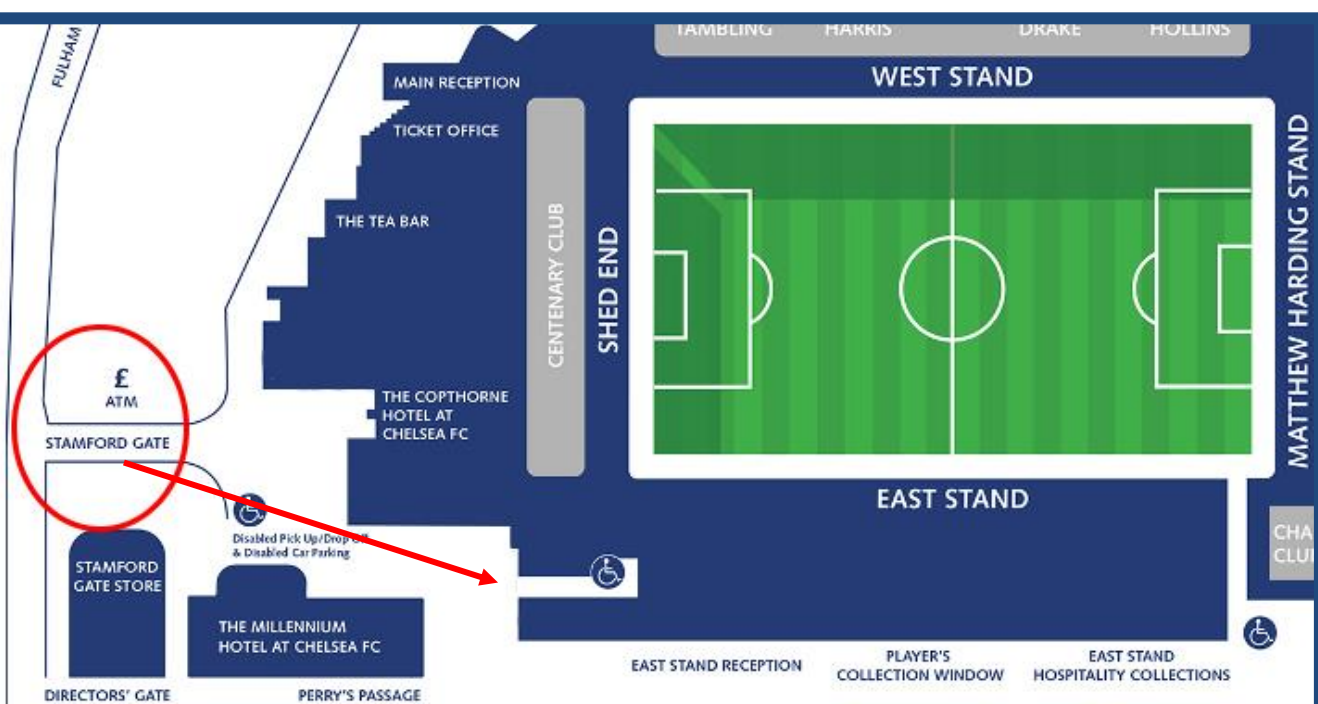
- Fulham Broadway (for cars and small vans)
- Earls Court Olympia (for large vans and coaches)
- Chelsea & Westminster Hospital (cars only)

By Rail

The nearest London Underground station is Fulham Broadway (District Line). On exiting the station, turn left and walk along Fulham Road for approximately 400m. Stamford Bridge is on your left hand side. The nearest National Rail station is West Brompton, a short walk away, and connects with Underground services.

By Bus

There are two bus stops outside Stamford Bridge on the Fulham Road. You can get to the stadium using the number 14, 211 and 414 buses.



Join us on Social Media!

Our team will be live streaming tunnel walkouts, tweeting and capturing stories as we document the day online.

Remember to tag and share your posts with @precisionpass so we can re-share on our pages and give you a shout-out!



On the next page, you will find our **tournament rules** – please make sure you read this.

Should you have any questions regarding the event, please email us at info@precisionpass.com. We look forward to welcoming you to the stadium and putting on an excellent day of football for everyone to enjoy.

Your Precision Pass Team!



Tournament Rules

- 1. Age groups** are as of the 2024/25 current season.
- 2. Teams.** U7-U8 will play 5v5, U9-U14 will play 7v7 and U15/16 will play 6v6.
- 3. Equipment.** All jewellery must be removed before entering the field of play. Players must wear shinpads. Trainers, Astro boots and football boots are allowed. However, the suitability and safety of all equipment is at the discretion of the referee who will judge according to the prevailing conditions. The ball will be Size 3 for U7s - U9s and Size 4 for U10s - U14s and Size 5 for U15-16s. Precision Pass will provide match balls.
- 4. Colour clash.** In the event of a colour clash the team named first will be required to change their shirts, wear them inside out or wear distinguishing bibs.
- 5. Choice of ends.** The team named first in the schedule will have choice of ends. Their opponents will kick-off.
- 6. The match ball.** The match ball will be provided by Precision Pass
- 7. Substitutions.** Roll-on roll-off substitutions are allowed at all age groups but they can only be made with the referee's permission and when the ball is not in play.
- 8. Referees.** The referee's decision is final. Precision Pass will not over-rule any decision.
- 9. Goalkeepers.** At U7s and 8s, goalkeepers may fly-kick the ball out of their hands. For all other age groups, the goal keeper must release the ball by hand to another player. A goalkeeper cannot roll the ball to himself and clear with his feet. Infringement of this rule will result in an indirect free kick. Players are allowed in the goal area and the goalkeeper allowed out of the area. Goal kicks are taken from the goal line. U7-U10 players must retreat to the halfway line for opposition goal kicks. U11-U16 players must be at least 3 metres away from the ball for all free kicks and goal kicks. The goalkeeper is not allowed to pick the ball up as a result of a deliberate back-pass at any age group.
- 10. Match Time.** The duration of matches is 15 minutes with no half-times.
- 11. Klaxon.** A klaxon will be sounded over the stadium PA to indicate to the referees when to start and stop the game. This sound is not used in place of the referees whistle, thus all teams should ensure that they play to the referees whistle, not the klaxon.
- 12. Scoring.** 3 points for a win, 1 point for a draw.
- 13. Drawn matches.** Where Semi Finals and Finals matches are Drawn, they will be resolved by the taking of penalty kicks. The team named first in the schedule will shoot first. Each team will take 3 penalties alternately, using 3 different players from

the team on the field at the final whistle. If the scores are level teams will continue to take alternate penalties, firstly by the remaining players and then in the same order as before, until one team scores and the other team fails. Only players on the field at the final whistle may take penalties.

14. Red Cards. Any player sent off by the referee will be barred from playing in their team's next tournament match. Referees will enter the names of any offending players in the match result card.

15. Off-Side. There are no off-sides.

16. Penalty Area. The penalty area will be clearly marked.

17. Throw-In. A throw-in will be taken if the ball passes over the touch line.

18. Reporting results. The referee will be responsible for reporting the score to the tournament organisers.

19. Normal Rules. Except for these provisions, the laws of the Football Association apply.

IMPORTANT

This is a youth football tournament with the aim of creating special memories. To help maintain an enjoyable experience for everybody attending on the day, please ensure that you and all players, coaches, spectators from your team are mindful of their behaviour.

Referees recruited for this tournament are all qualified with County FA's. We remind team managers and players to respect referees and be mindful of their conduct.



RESPECT

